



PIPELINE

20-1-10698 XS-X3L
Grain Goatskin Glove w/3" Cuff
 + Water-repellent grain goatskin palm & backhand
 + Cut-resistant lining
 + TPR backhand impact protection
 + 3" split cowhide cuff w/reflective strip
 + Shirred elastic wrist

ANSI/ISEA 105 **A5** / **4**
 ANSI **HEAT 4** CONDUCTIVE
 NFPA 70E **ATPV 50 cal/cm²** **CAT 4**
 ANSI / ISEA 138 **2**

ITEM #	SIZE
20-1-10698-XS	XS
20-1-10698-S	S
20-1-10698-M	M
20-1-10698-L	L
20-1-10698-XL	XL
20-1-10698-X2L	X2L
20-1-10698-X3L	X3L

20-1-10750 XS-X3L
Grain Goatskin Driver
 + Oil-resistant grain goatskin palm & backhand
 + Cut-resistant lining
 + TPR backhand impact protection
 + Slip-on cuff
 + Shirred elastic wrist

ANSI/ISEA 105 **A5** / **4**
 ANSI **HEAT 3** CONDUCTIVE
 ANSI / ISEA 138 **2**

ITEM #	SIZE
20-1-10750-XS	XS
20-1-10750-S	S
20-1-10750-M	M
20-1-10750-L	L
20-1-10750-XL	XL
20-1-10750-X2L	X2L
20-1-10750-X3L	X3L

20-1-5000 XS-X3L
Grain Goatskin Driver
 + Grain goatskin palm & backhand
 + Cut-resistant lining
 + TPR backhand impact protection
 + Slip-on cuff

ANSI/ISEA 105 **A6** / **4**
 ANSI / ISEA 138 **2**

ITEM #	SIZE
20-1-5000-XS	XS
20-1-5000-S	S
20-1-5000-M	M
20-1-5000-L	L
20-1-5000-XL	XL
20-1-5000-X2L	X2L
20-1-5000-X3L	X3L

20-9-5000 Winter Lined

20-1-1600 XS-X2L
Grain Goatskin Driver
 + Grain goatskin palm & backhand
 + Cut-resistant Kevlar[®] lining
 + Slip-on cuff
 + Shirred elastic wrist

ANSI/ISEA 105 **A4** / **3**
 HEAT **2** CONDUCTIVE
 EN 388 **X5XX**
 NFPA 70E **ATPV 50 cal/cm²** **CAT 4**

ITEM #	SIZE
20-1-1600-XS	XS
20-1-1600-S	S
20-1-1600-M	M
20-1-1600-L	L
20-1-1600-XL	XL
20-1-1600-X2L	X2L

20-1-5005 XS-X3L
Grain Goatskin Glove w/5" Cuff
 + Grain goatskin palm & backhand
 + Cut-resistant lining
 + TPR backhand impact protection
 + 5" split cowhide gauntlet cuff

ANSI/ISEA 105 **A6** / **4**
 ANSI / ISEA 138 **2**

ITEM #	SIZE
20-1-5005-XS	XS
20-1-5005-S	S
20-1-5005-M	M
20-1-5005-L	L
20-1-5005-XL	XL
20-1-5005-X2L	X2L
20-1-5005-X3L	X3L

20-9-5005 Winter Lined

20-1-10751 S-X3L
Grain Goatskin Driver
 + Oil-resistant grain goatskin palm & backhand
 + Cut-resistant lining
 + Slip-on cuff
 + Shirred elastic wrist

ANSI/ISEA 105 **A5** / **4**

ITEM #	SIZE
20-1-10751-S	S
20-1-10751-M	M
20-1-10751-L	L
20-1-10751-XL	XL
20-1-10751-X2L	X2L
20-1-10751-X3L	X3L

99-1-9793 XS-X2L (6-11)
Nitrile Coated HPPE
 + 13 ga. HPPE outer shell, 18 ga. HPPE inner shell
 + Nitrile palm coating w/textured finish
 + Nylon lining
 + TPR backhand impact protection

ANSI/ISEA 105 **A6** / **4**
 ANSI / ISEA 138 **2**

ITEM #	SIZE
99-1-9793-6	XS (6)
99-1-9793-7	S (7)
99-1-9793-8	M (8)
99-1-9793-9	L (9)
99-1-9793-10	XL (10)
99-1-9793-11	X2L (11)

99-9-9793 Winter Lined

99-1-9796 XS-X4L (6-13)
Nitrile Coated 18 ga. HPPE
 + 18 ga. HPPE shell
 + Foam nitrile palm coating w/textured finish
 + TPR backhand impact protection
 + Elastic knit wrist w/hemmed cuff
 + Reinforced thumb saddle

ANSI/ISEA 105 **A9** / **4**
 ANSI / ISEA 138 **2**

ITEM #	SIZE
99-1-9796-6	XS (6)
99-1-9796-7	S (7)
99-1-9796-8	M (8)
99-1-9796-9	L (9)
99-1-9796-10	XL (10)
99-1-9796-11	X2L (11)
99-1-9796-12	X3L (12)
99-1-9796-13	X4L (13)

99-1-9560 XS-X3L (6-12)
NBR Coated 21 ga. HPPE
 + 21 ga. HPPE/polyester/steel shell
 + Foam NBR palm coating w/textured finish
 + Elastic knit wrist w/hemmed cuff
 + Reinforced thumb saddle

ANSI/ISEA 105 **A6** / **3**
 FDA

ITEM #	SIZE
99-1-9560-6	XS (6)
99-1-9560-7	S (7)
99-1-9560-8	M (8)
99-1-9560-9	L (9)
99-1-9560-10	XL (10)
99-1-9560-11	X2L (11)
99-1-9560-12	X3L (12)


99-1-6000B S-X2L
6 mil Nitrile Disposable Gloves
 + 6 mil nitrile
 + Double sided traction grip
 + Powder free
 + Latex free

EN 374-1/Type B **JKPT**
 EN 374-5 **VIRUS**
 EN 1186

ITEM #	SIZE
99-1-6000B-S	S
99-1-6000B-M	M
99-1-6000B-L	L
99-1-6000B-XL	XL
99-1-6000B-X2L	X2L




PIPELINE




99-9-3018 S-X2L (7-11)
Lined Full Nitrile Coated HPPE
 + 18 ga. HPPE outer shell, 10 ga. HPPE inner shell
 + Foam nitrile knuckle coating over full coating
 + Cut-resistant lining
 + Elastic knit wrist w/hemmed cuff

ITEM #	SIZE
99-9-3018-7	S (7)
99-9-3018-8	M (8)
99-9-3018-9	L (9)
99-9-3018-10	XL (10)
99-9-3018-11	X2L (11)

ANSI/ISEA 105 **A6** X X
 EN 388 4X42F
 EN 407 X2XXXX
 EN 511 X21
 FDA







99-1-9791 XS-X2L (6-11)
Nitrile Coated HPPE
 + HPPE shell
 + Nitrile palm coating w/textured finish
 + TPR backhand impact protection
 + Elastic knit wrist w/hemmed cuff

ITEM #	SIZE
99-1-9791-6	XS (6)
99-1-9791-7	S (7)
99-1-9791-8	M (8)
99-1-9791-9	L (9)
99-1-9791-10	XL (10)
99-1-9791-11	X2L (11)

ANSI/ISEA 105 **A5** 3
 ANSI / ISEA 138 **2**







99-1-778 XS-X3L (6-12)
12" PVC Glove w/Cut-Resistant Lining
 + PVC shell, full double dipped nitrile coating w/textured finish
 + 12" overall length
 + Cut-resistant lining

ITEM #	SIZE
99-1-778-6	XS (6)
99-1-778-7	S (7)
99-1-778-8	M (8)
99-1-778-9	L (9)
99-1-778-10	XL (10)
99-1-778-11	X2L (11)
99-1-778-12	X3L (12)

ANSI/ISEA 105 **A6** X X
 EN 388 4441
 EN 374-1/Type B
 ANSI / ISEA 138 **2**







99-1-9625 XS-X2L (6-11)
Nitrile Coated HPPE
 + 13 ga. HPPE outer shell, 18 ga. HPPE inner shell
 + Nitrile palm coating w/textured finish
 + Nylon lining
 + Elastic knit wrist w/hemmed cuff

ITEM #	SIZE
99-1-9625-6	XS (6)
99-1-9625-7	S (7)
99-1-9625-8	M (8)
99-1-9625-9	L (9)
99-1-9625-10	XL (10)
99-1-9625-11	X2L (11)

ANSI/ISEA 105 **A6** 4 4




99-9-9625 Winter Lined




50-9-5011 XS-X3L
Lined Grain Goatskin Mitt w/5" Cuff
 + Grain goatskin palm & backhand
 + Cut-resistant lining
 + C150 Thinsulate™ insulation
 + TPR backhand impact protection

ITEM #	SIZE
50-9-5011-XS	XS
50-9-5011-S	S
50-9-5011-M	M
50-9-5011-L	L
50-9-5011-XL	XL
50-9-5011-X2L	X2L
50-9-5011-X3L	X3L

ANSI/ISEA 105 **A6** 4 4
 ANSI / ISEA 138 **2**







20-1-3300 XS-X2L
Reverse Grain Pigskin Driver
 + Reverse grain pigskin palm & backhand
 + Cut-resistant lining
 + TPR backhand impact protection
 + Slip-on cuff

ITEM #	SIZE
20-1-3300-XS	XS
20-1-3300-S	S
20-1-3300-M	M
20-1-3300-L	L
20-1-3300-XL	XL
20-1-3300-X2L	X2L

ANSI/ISEA 105 **A6** 4 4
 ANSI / ISEA 138 **2**







60-1-1818KV XS-X2L
Grain Cowhide Welder w/5" Cuff
 + Grain cowhide palm, thumb & index finger
 + Split cowhide backhand
 + Cut-resistant lining
 + 5" split cowhide gauntlet cuff

ITEM #	SIZE
60-1-1818KV-XS	XS
60-1-1818KV-S	S
60-1-1818KV-M	M
60-1-1818KV-L	L
60-1-1818KV-XL	XL
60-1-1818KV-X2L	X2L

ANSI/ISEA 105 **A6** 4 4
 ANSI HEAT 2 CONDUCTIVE






60-1-1940 S-X2L
Grain Goatskin TIG Welder w/5" Cuff & Heat Patch
 + Grain goatskin palm & backhand
 + FR cotton backhand lining
 + 5" split cowhide gauntlet cuff
 + Shirred elastic wrist

ITEM #	SIZE
60-1-1940-S	S
60-1-1940-M	M
60-1-1940-L	L
60-1-1940-XL	XL
60-1-1940-X2L	X2L

ANSI HEAT 2 CONDUCTIVE






99-1-330 10"-20"
Cut-Resistant Sleeve
 + Cut-resistant polyethylene/steel shell
 + Various lengths available
 + No thumbhole
 + Sold individually

ITEM #	SIZE
99-1-330-10	10"
99-1-330-12	12"
99-1-330-14	14"
99-1-330-16	16"
99-1-330-18	18"
99-1-330-20	20"

ANSI/ISEA 105 **A5** X X
 ANSI HEAT 2 CONDUCTIVE





28-0-520 ONE SIZE
FENTO Board M2
 + Heavy-duty ergonomic knee board with magnetic tool tray
 + The ergonomic wedge ensures the correct distribution of pressure across the lower leg to prevent knee and back problems

ITEM #	SIZE
28-0-520	One Size

TYPE 3

